

FTH-PLC

Single Mode Splitters

FTH-PLC is a Planar Lightwave Circuit (PLC) Splitter, the commercial photonic design by FibreOptica Ltd, USA. Single Mode 1×N & 2×N Splitters divide uniformly optical signals from input ports to multiple outputs. The Splitters can also be operated in the reverse direction to combine multiple wavelengths into one or two fibers. The PLC Splitters providing excellent insertion loss, high uniformity and low PDL, are widely used in PON based FTTx applications. Bend insensitive single-mode fiber is used to assure low bending loss in applications which require tight radius or significant handling by the technician. FTH-PLC is compliant with Telcordia GR1209/1221 standard.

Applications


- Fibre optic equipments & systems
- CATV networks
- Data communications
- Passive optical networks (ATM, WDM, Ethernet)

Optical Specification

Parameters	1x2	1x4	1x8	1x16	1x32	1x64
Operating Wavelength	1260nm ~ 1650nm					
Fiber Type	G.657A					
Insertion Loss Max (S/P)	4.0/3.8	7.6/7.3	10.5/10.2	13.9/13.5	17.2/16.5	20.6/20.2
Uniformity* Max (S/P)	0.8	0.8/0.5	1.0/0.7	1.5/1.1	1.8/1.4	1.8/1.5
PDL*, Max (S/P)	0.15	0.3/0.2	0.3/0.2	0.3/0.2	0.3/0.2	0.3/0.2
Return Loss	≥ 55dB					
Directivity	≥ 55dB					
Operating Temperature	-40 ~ 85°C					

Parameters	2x4	2x8	2x16	2x32
Operating Wavelength	1260nm ~ 1650nm			
Insertion Loss Max (S/P)	7.8 /7.5	11.2 /10.8	14.5 /14.0	18.0 /17.5
Uniformity* Max (S/P)	1.2	1.5	2.0	2.5
PDL*, Max (S/P)	<0.3	<0.4		
Return Loss	≥ 55dB			
Directivity	≥ 55dB			
Operating Temperature	-40 ~ 85°C			

* : without Connectors
 S: Standard, P: Premium





Mechanical Specification

Parameters		1x2, 1x4, 1x8	2x2, 2x4, 2x8	1x16, 1x32, 2x32	1x64
Package	Material	Stainless Steel			
	Dimension (L x W x H mm)	40 x 4 x 4	50 x 5 x 4	60 x 7 x 4 and 55 x 7 x 4	58 x 12 x 4
Fanout (L x W x H mm)		35 x 12 x 7mm			
Other Package		Customized (19" Rackmount Case, LGX Type and etc)			

Optional Specifications

Parameters	1x3	1x6	1x12	1x24	1x48
Operating Wavelength	1260nm ~ 1650nm				
Fiber Type	G.657A				
Insertion Loss, Max (S/P)	6.5/6.2	9.6/9.4	12.8/12.5	15.8/15.4	19.2/18.8
Uniformity Max (S/P)	0.8/0.5	1.0/0.6	1.2/0.8	1.5/1.1	1.8/1.5
PDL, Max (S/P)	0.3/0.25	0.3/0.25	0.3/0.25	0.3/0.25	0.3/0.25
Return Loss	≥ 55dB				
Directivity	≥ 55dB				
Operating Temperature	-40 ~ 85°C				

Splitter Type & Applications



Installed to a terminal box

Installed to distribution box

Installed to ODF

Ordering Information

